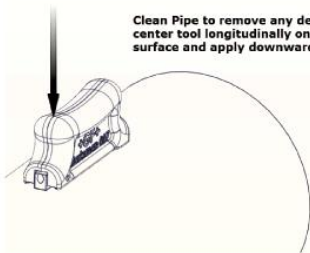


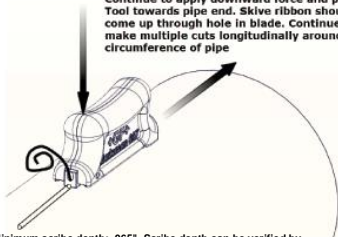
+GF+

MARKSMAN 007

Clean Pipe to remove any debris, center tool longitudinally on pipe surface and apply downward force

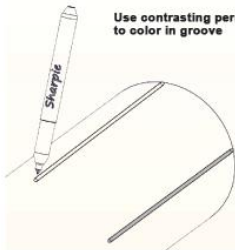


Continue to apply downward force and pull Tool towards pipe end. Skive ribbon should come up through hole in blade. Continue to make multiple cuts longitudinally around circumference of pipe



NOTE: Minimum scribe depth: .065". Scribe depth can be verified by measuring skive ribbon with calipers.

Use contrasting permanent marker to color in groove



Peel until color mark is removed

