

Commercial Co-Pilot® Meter Bypass System

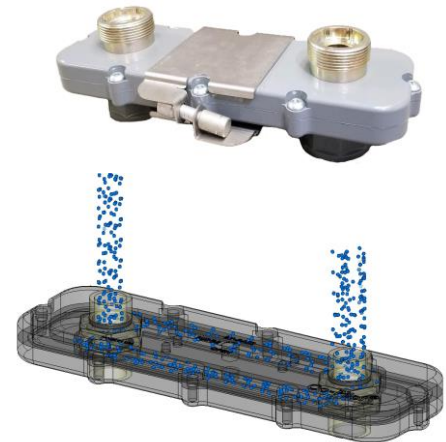


GF Piping Systems is happy to introduce the latest addition to the GF line of gas products: the Co-Pilot. The commercial Co-Pilot meter by-pass system allows a gas meter to be safely and easily replaced without interrupting service or the need to enter a building. No more scheduling and rescheduling to re-light pilots or conduct appliance checks. It requires no hoses or regulators or complex combinations of valve procedures.

It quickly connects to virtually any existing 8.25" on-center meter set, whether it's composed of a prefabricated steel set or a malleable meter bar combined with swivels and nuts. It's adaptable to many combinations of meter nuts. Its aluminum body is coated with UV resistant gas gray polyester to keep the unit looking good and protected for years of service. The Co-Pilot is self-contained. Its tamper resistant screws, customer activation key and optional locking devices provide multiple levels of security.

Features and Benefits

- Co-Pilot is self-contained: kit does not require additional parts to function
- Universal connection capabilities to most existing 8.25" on-center meter sets
- Reduced liability to the customer and service provider in by-passing the meter
- Reduces total cost of ownership to both the customer and the service provider by eliminating scheduled and unscheduled meter appointments.
- Significantly reduces labor time and eliminates service interruption
- Safety key feature that ensures co-pilot will not be left in by-pass mode
- Overall adaptability for all meter change outs
- Optional locking choices
- UV/corrosion resistance
- Tamper resistance
- Optional Feature: Horizontal Lock Cover

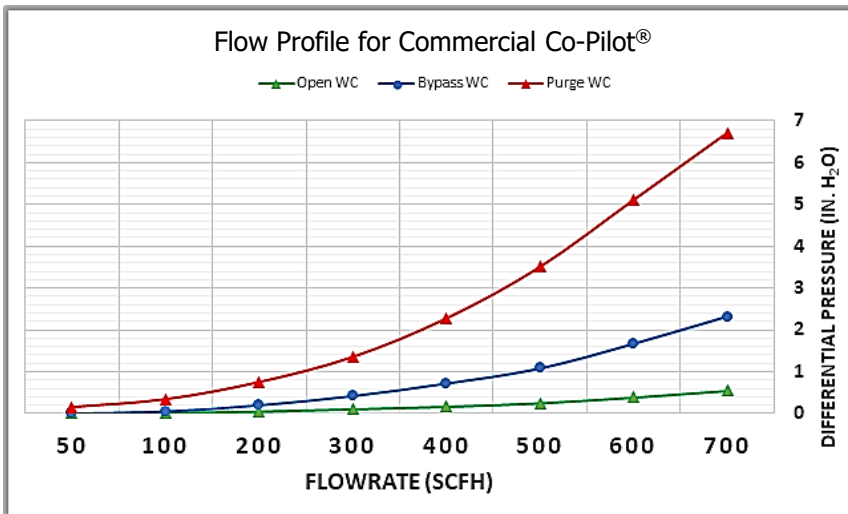


Designed, Manufactured and Assembled in the USA.

Commercial Co-Pilot[®] Meter Bypass System

The Co-Pilot provides a user-friendly gas meter by-pass and purge solution. The Co-Pilot can be used on new or existing installations. Once installed, meters can be by-passed and serviced without gas supply interruption to the residence. Assembly includes choice of locking cover.

- Pressure rating: 25 psi max
- Working temperature range: -30°F to 120°F



Commercial Co-Pilot Part Numbers With Lock Plate

Part No.	Description
360092849	30LT x 8.25 C/C
360092850	45LT x 8.25 C/C
360063635	*ACTUATION KEY

*Actuation Key Sold Separately

Flow testing done with a residential meter set (30LT meter and regulator), 1.2m BTU burners, and 3x pilot lights.



1 Unlock the Co-Pilot



2 Turn the Co-Pilot to BY-PASS



3 Remove the old meter




4 Connect the inlet side of the new meter & install a nut plug in the outlet.



5 Turn the Co-Pilot to PURGE. Purge for one revolution of 1/2 ft mark.



6 Turn back to BY-PASS and remove the meter nut plug.



7 Connect the outlet side of the new meter and turn to OPEN.



8 Lock the security cover plate

GF Central Plastics, LLC

39605 Independence | Shawnee, OK 74804

Tel. (405) 273-6302 | (800) 654-3872 | Fax. (800) 733-5993 | email: GFCentral.ps@georafischer.com | www.centralplastics.com